

TA206

RJ45 Terminal Block

8x8 pin terminal block with octal RJ45 type connector

Version 1.0

User Manual

Issue 1.0.0

May 2017

TA206-10R RJ45 Terminal Block

8x8 pin terminal block with octal RJ45 type connector

This document contains information, which is proprietary to TEWS TECHNOLOGIES GmbH. Any reproduction without written permission is forbidden.

TEWS TECHNOLOGIES GmbH has made any effort to ensure that this manual is accurate and complete. However TEWS TECHNOLOGIES GmbH reserves the right to change the product described in this document at any time without notice.

TEWS TECHNOLOGIES GmbH is not liable for any damage arising out of the application or use of the device described herein.

Style Conventions

Hexadecimal characters are specified with prefix 0x, i.e. 0x029E (that means hexadecimal value 029E).

For signals on hardware products, an 'Active Low' is represented by the signal name with # following, i.e. IP_RESET#.

Access terms are described as:

W	Write Only
R	Read Only
R/W	Read/Write
R/C	Read/Clear
R/S	Read/Set

©2017 by TEWS TECHNOLOGIES GmbH

All trademarks mentioned are property of their respective owners.

Issue	Description	Date
1.0	First Issue	May 2017

Table of Contents

1	PRODUCT DESCRIPTION	5
2	RJ45 TERMINAL BLOCK PIN ASSIGNMENT	6
2.1.1	X1 Connector Type	6
2.1.2	X2 Connector Type	6
2.1.3	Pin Assignment.....	7
3	ASSEMBLY DRAWING	8

List of Figures

FIGURE 3-1 :	TA206 ASSEMBLY DRAWING	8
--------------	------------------------------	---

List of Tables

TABLE 2-1 :	X1 TO X2 PIN ASSIGNMENT	8
TABLE 2-1 :	X3 PIN ASSIGNMENT	8

1 **Product Description**

The TA206 is used as a standard interface for a switch cabinet to connect a TEWS module with a Samtec 0.8MM EDGE RATE TWINAX CABLE via 8 RJ48 connectors with other system devices. The RJ45 Terminal Block is therefore an essential wiring interface for prototyping and in the same way for machine and peripheral equipment.

Cable connection is designed to use a Samtec 0.8MM EDGE RATE TWINAX CABLE. Two mounting holes of UNC4-40 are provided for the cable connection.


The TA206 has a universal socket and may simply mount on standard EM mounting rails as a compact terminal strip.

An additional screw connector provides a possibility to connect the shield of the 8 port RJ45 connector to external case ground.

2 RJ45 Terminal Block Pin Assignment

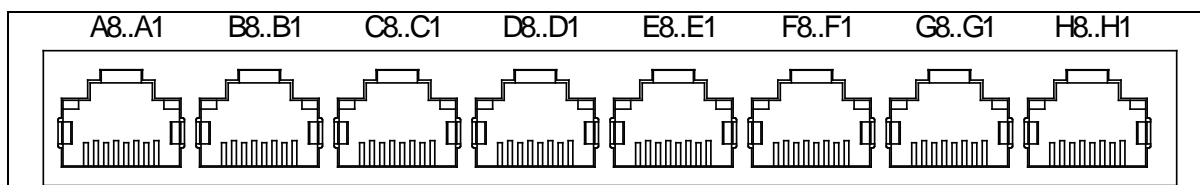
2.1.1 X1 Connector Type

Pin-Count	98
Connector Type	Rugged EdgeRate female connector
Source & Order Info	Samtec – ERF8-049-07.0-L-DV-L



2.1.2 X2 Connector Type

Pin-Count	64
Connector Type	8 Port High Speed Modular Jack (RJ45)
Source & Order Info	Amphenol RJHSE-5380-08



2.1.3 Pin Assignment

X2 RJ46 Terminal	X1 EdgeRate Terminal	
CASE	2	GND
D7	4	-
D8	6	-
CASE	8	GND
D4	10	-
D5	12	-
CASE	14	GND
D3	16	-
D6	18	-
CASE	20	GND
D1	22	-
D2	24	-
CASE	26	GND
C7	28	-
C8	30	-
CASE	32	GND
C4	34	-
C5	36	-
CASE	38	GND
C3	40	-
C6	42	-
CASE	44	GND
C1	46	-
C2	48	-
CASE	50	GND
B7	52	-
B8	54	-
CASE	56	GND
B4	58	-
B5	60	-
CASE	62	GND
B3	64	-
B6	66	-
CASE	68	GND
B1	70	-
B2	72	-
CASE	74	GND

X2 RJ45 Terminal	X1 EdgeRate Terminal	
CASE	1	GND
H7	3	-
H8	5	-
CASE	7	GND
H4	9	-
H5	11	-
CASE	13	GND
H3	15	-
H6	17	-
CASE	19	GND
H1	21	-
H2	23	-
CASE	25	GND
G7	27	-
G8	29	-
CASE	31	GND
G4	33	-
G5	35	-
CASE	37	GND
G3	39	-
G6	41	-
CASE	43	GND
G1	45	-
G2	47	-
CASE	49	GND
F7	51	-
F8	53	-
CASE	55	GND
F4	57	-
F5	59	-
CASE	61	GND
F3	63	-
F6	65	-
CASE	67	GND
F1	69	-
F2	71	-
CASE	73	GND

X2 RJ46 Terminal	X1 EdgeRate Terminal	
A7	76	-
A8	78	-
CASE	80	GND
A4	82	-
A5	84	-
CASE	86	GND
A3	88	-
A6	90	-
CASE	92	GND
A1	94	-
A2	96	-
CASE	98	GND

X2 RJ45 Terminal	X1 EdgeRate Terminal	
E7	75	-
E8	77	-
CASE	79	GND
E4	81	-
E5	83	-
CASE	85	GND
E3	87	-
E6	89	-
CASE	91	GND
E1	93	-
E2	95	-
CASE	97	GND

Table 2-1 : X1 to X2 Pin Assignment

X3 RJ46 Terminal	
1	CASE
2	CASE

Table 2-2 : X3 Pin Assignment

3 Assembly Drawing




Figure 3-1 : TA206 Assembly Drawing